


+6,80 Faite



Pente 50%

26,6°


225

185


270

254

+2,70 Etage



alt. 713.40m  
±0,00 Rez



-2,56 Sous-sol



940

Limite

